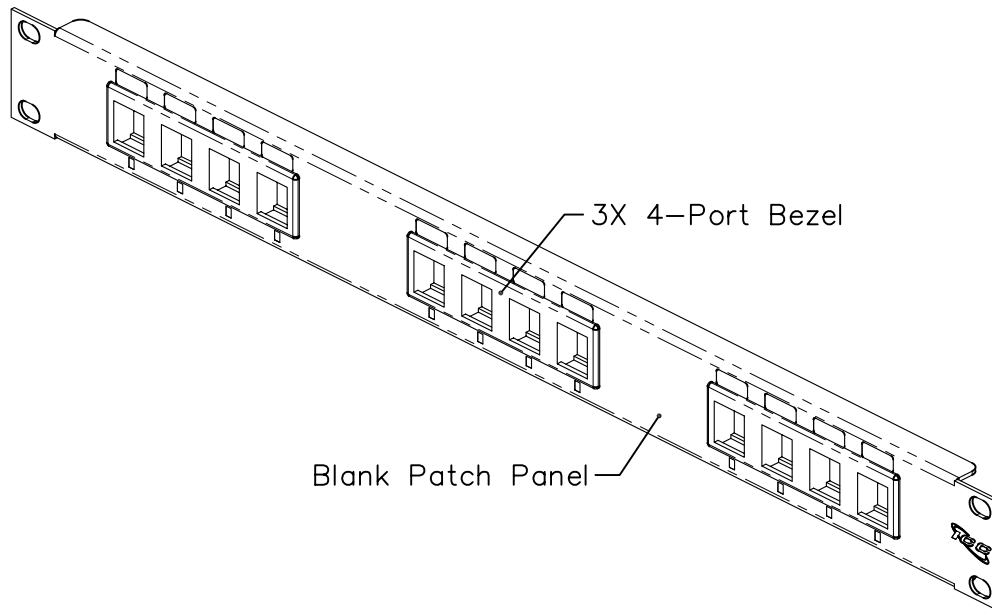


12-Port Flush Blank Patch Panel

PRODUCT SPECIFICATION

Package includes:

- A. Blank Patch Panel, 1 pc
- B. 4-Port Bezel, 3 pcs
- C. #12-24 x 5/8" Pan Head, Pilot Point Machine Screw, 4 pcs



Features and Benefits:

- Rack mounted reinforced steel panel with pre-numbered ports
- Flush mount design adds stability by allowing a rigid fit and a neat finished appearance without the aid of color ID caps
- Designed to support the distribution of voice, data, audio, video, and fiber optic needs for commercial or residential applications
- Designed to fit all standard 19" racks and cabinets
- 1 rack mount space (RMS)
- Accommodates a wide variety of easy to snap-in modules, providing configuration flexibility
- Accepts all IC107 modules
- UL listed

PATCH PANEL, BLANK, 12-PORT FLUSH, 1 RMS

ITEM NO. IC107BP012

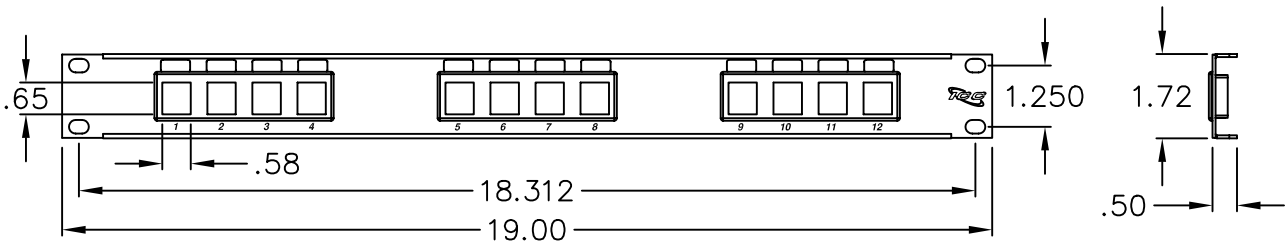
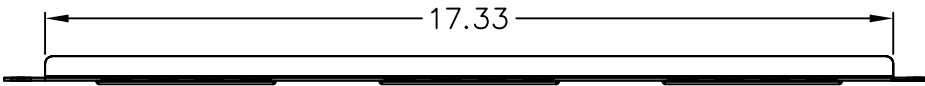
REV. A

DWG NO. PS107BP012

PAGE NO. 1

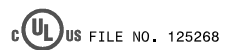


CUSTOMER CARE / TECHNICAL SUPPORT * CSR@ICC.COM / 888-ASK-4-ICC (275-4422) * 14700 Alondra Blvd., La Mirada, CA 90638 * www.icc.com



NOTE: UNLESS OTHERWISE SPECIFIED

- 1. BLANK PATCH PANEL:
 - A. MATERIAL: 16 GA CRS
 - B. SURFACE FINISH: BLACK POWDER COAT
- 2. 4-PORT BEZEL:
 - A. MATERIAL: ABS, UL 94V-0



PATCH PANEL, BLANK, 12-PORT FLUSH, 1 RMS			
ITEM NO.	IC107BP012		REV. A
DWG NO.	PS107BP012		PAGE NO. 2

CUSTOMER CARE / TECHNICAL SUPPORT * CSR@ICC.COM / 888-ASK-4-ICC (275-4422) * 14700 Alondra Blvd., La Mirada, CA 90638 * www.icc.com